
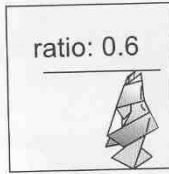
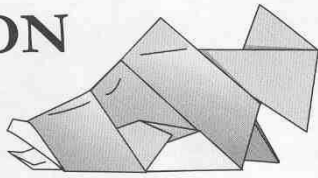
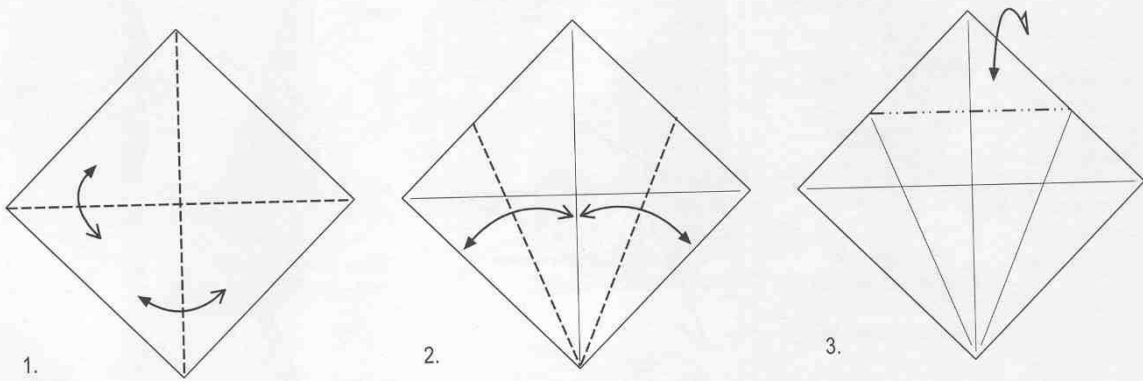


SALMON



Nivel 2
 Papel favorito: Kami bicolor.
 Tamaño recomendado: 20 cm.
 Comentarios: doblar en seco.

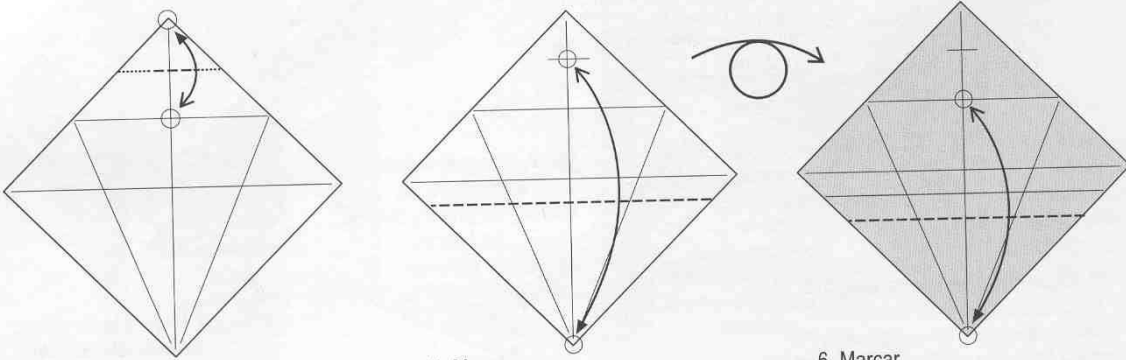
Level 2
 Favorite paper: Duocolor kami.
 Recommended size: 20 cm.
 Comments: dry-fold.



1.

2.

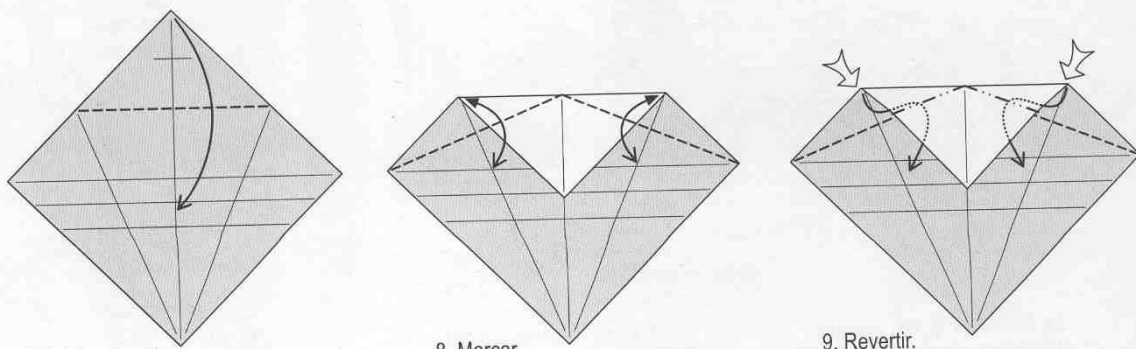
3.



4. Hacer sólo una pequeña marca.
 Just pinch in the center.

5. Marcar.
 Crease.

6. Marcar.
 Crease.

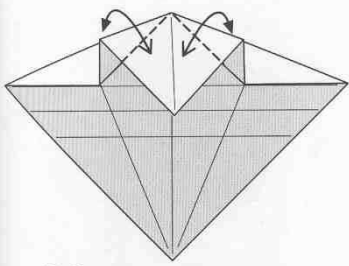


7. Doblar en valle.
 Valley-fold.

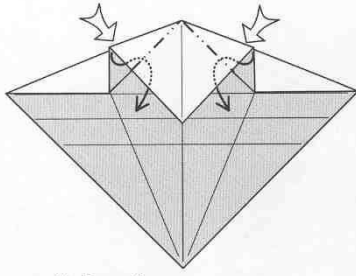
8. Marcar.
 Crease.

9. Revertir.
 Reverse-fold.

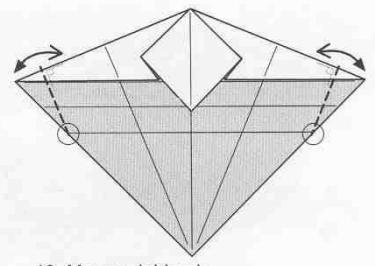




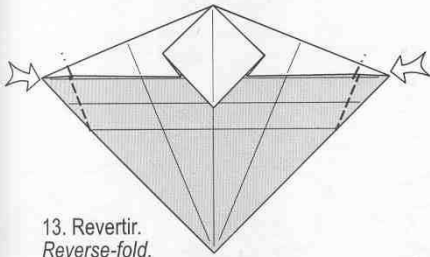
10. Marcar.
Crease.



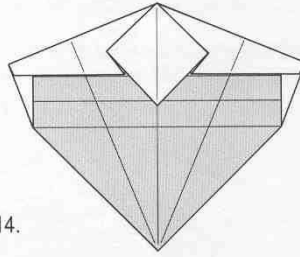
11. Revertir.
Reverse-fold.



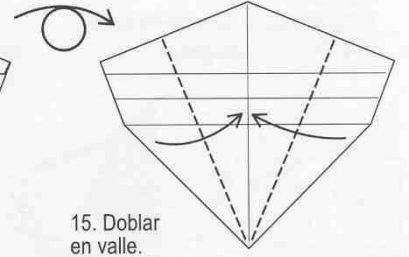
12. Marcar doblando perpendicularmente al borde.
Crease perpendicular to the top edge.



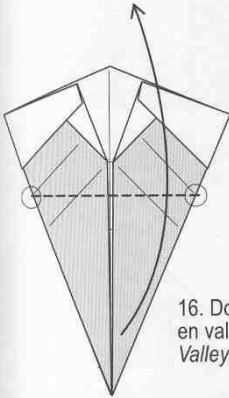
13. Revertir.
Reverse-fold.



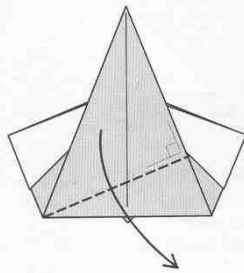
14.



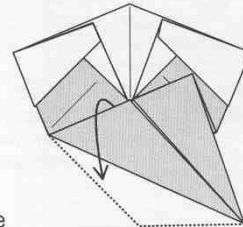
15. Doblar en valle.
Valley-fold.



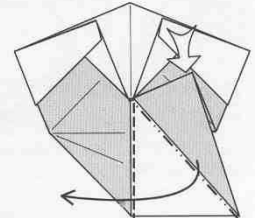
16. Doblar en valle.
Valley-fold.



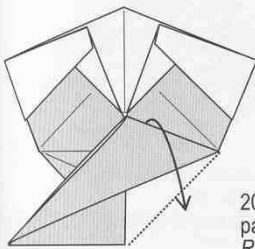
17. Doblar perpendicularmente al borde derecho.
Valley-fold perpendicular to the right edge.



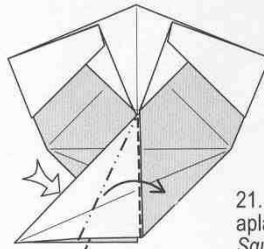
18. Liberar papel atrapado.
Release some trapped paper.



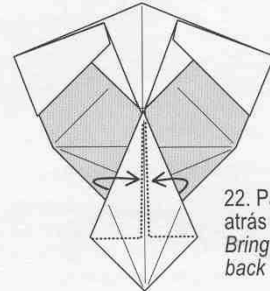
19. Doblar en valle mientras se aplasta una esquina.
Valley-fold while squashing a corner.



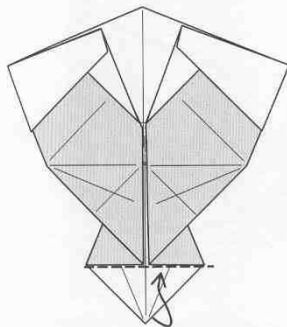
20. Liberar papel atrapado.
Release some trapped paper.



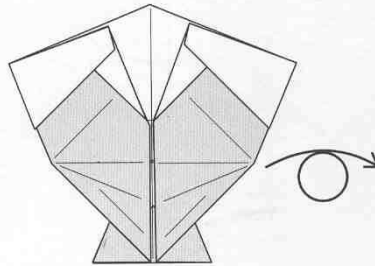
21. Abrir y aplastar.
Squash-fold.



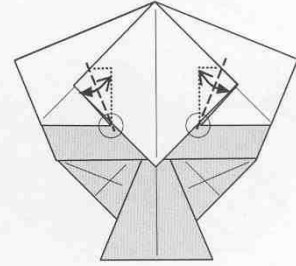
22. Pasar papel de atrás hacia adelante.
Bring paper from the back to the front.



23. Doblar en valle ocultando la punta.
Valley-fold, hiding the tip.

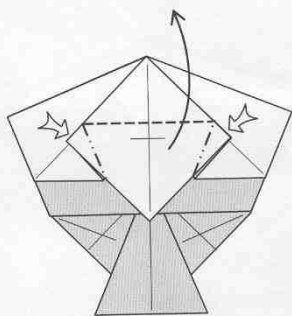


24.

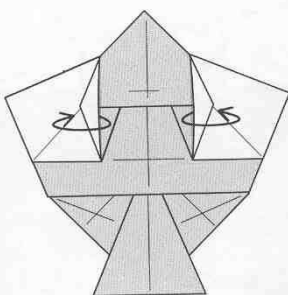


25. Marcar. La única referencia es que el borde termina vertical.
Crease. The only reference is that the edge ends up vertical.

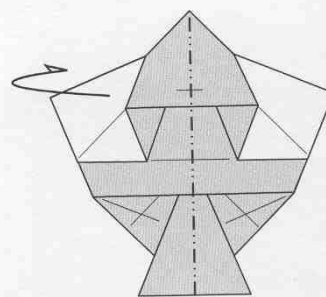




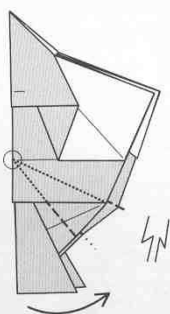
26. Doblar en pétalo siguiendo las marcas de los lados.
Petal-fold using the creases from step 25.



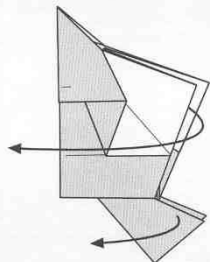
27. Envolver cambiando el color.
Wrap around changing the color.



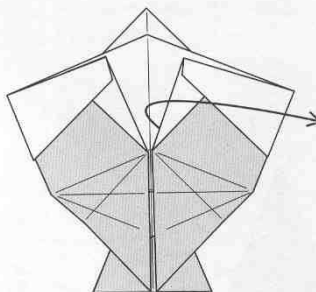
28. Doblar al medio.
Fold in half.



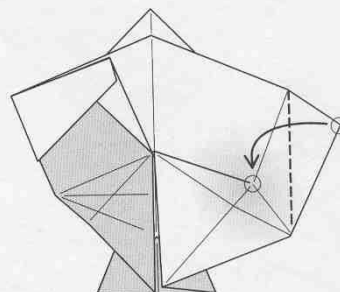
29. Escalonar.
Crimp-fold.



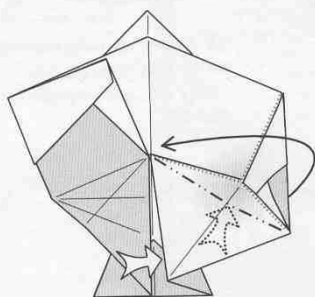
30. Abrir al medio.
Open in half.



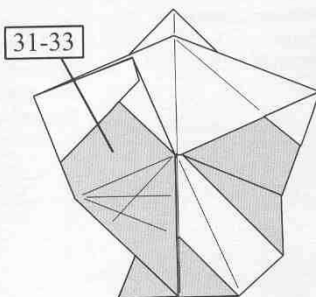
31. Abrir un lado para trabajar debajo. No queda plano.
Open one side to work underneath. It will not lie flat.



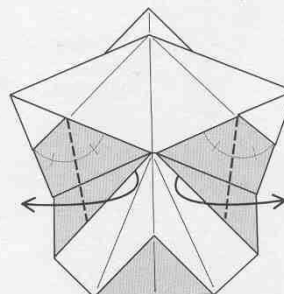
32. Doblar en valle.
Valley-fold.



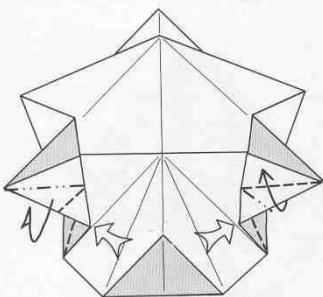
33. Cerrar incorporando un doblez y desdoblado la cola.
Close the flap, incorporating a fold and unfolding the tail flap.



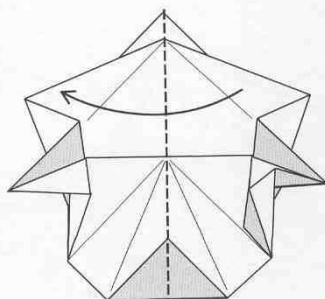
34.



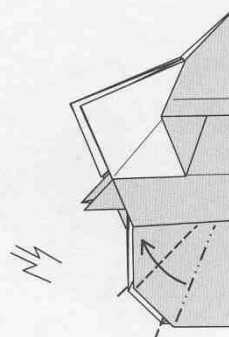
35. Doblar en valle bisectando el ángulo de color.
Valley-fold, bisecting the colored angle.



36. En el lado izquierdo se debe meter la aleta en un bolsillo que tiene detrás.
On the left side the flap should be tucked into a pocket behind it.

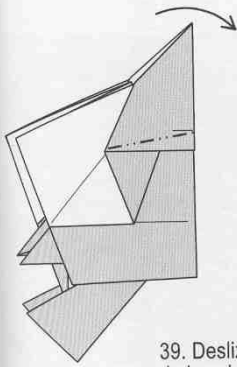


37. Observar cómo los lados han quedado diferentes.
Note that the sides are different now.

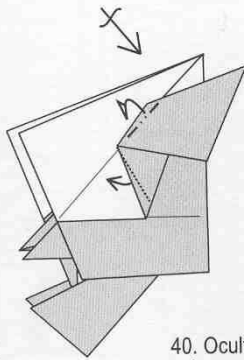


38. Escalonar.
Crimp-fold.

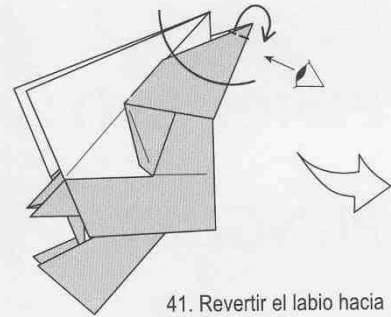




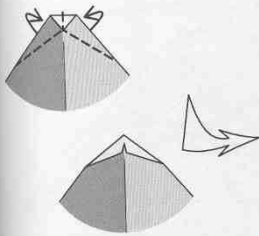
39. Deslizar una capa de la cabeza.
Slide one layer of the head.



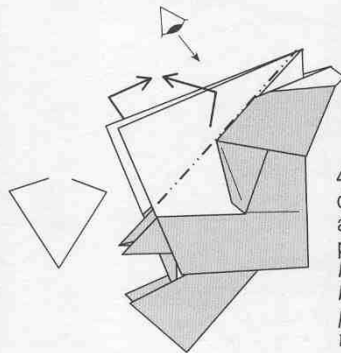
40. Ocultar papel en la cabeza deslizándolo hacia la aleta.
Hide some of the paper from the head by sliding it to the fin.



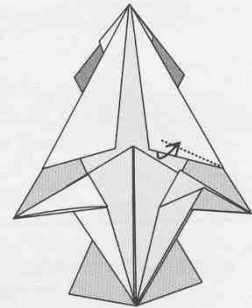
41. Revertir el labio hacia afuera.
Outside reverse-fold the upper lip.



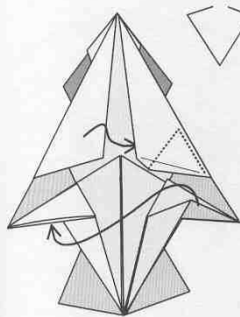
42. Hacer una pequeña oreja de conejo.
Fold a little rabbit ear.



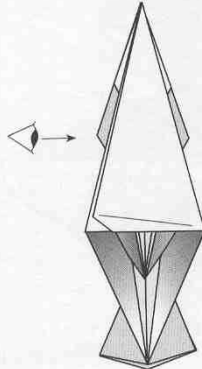
43. Doblar los lados del abdomen en ángulo, preparando para cerrar el cuerpo.
Fold the sides of the belly in at an angle, in preparation for closing the body.



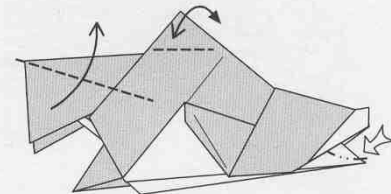
44. Deslizar un poco de papel hacia afuera, sólo lo suficiente para que una mitad del abdomen encaje dentro de la otra.
Slide out a bit of paper; just enough for one half of the belly to fit into the other.



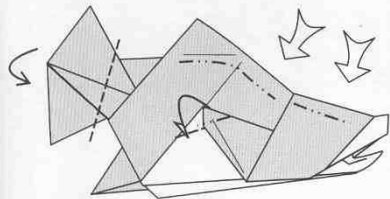
45. Meter una capa dentro de otra y trabar las dos mitades de la aleta.
Tuck one edge into the other and lock the two halves of the fin.



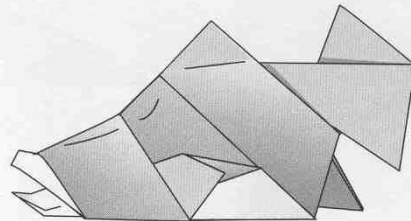
46.



47. Doblar una mitad de la cola en valle. Marcar el límite de la aleta dorsal y dar forma a la boca.
Valley-fold half the tail up. Crease the edge of the dorsal fin and shape the mouth.



48. Dar forma al cuerpo, revertir en la aleta.
Shape the body, curve the tail and reverse-fold the top of the fins.



49.

