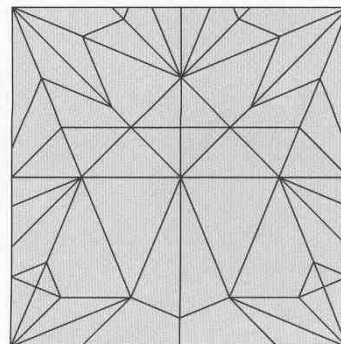
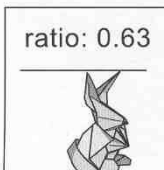


CONEJO

BUNNY

ratio: 0.63



Nivel 2

Papel favorito: Espesor medio, mismo color en ambas caras

Tamaño recomendado: 20 cm.

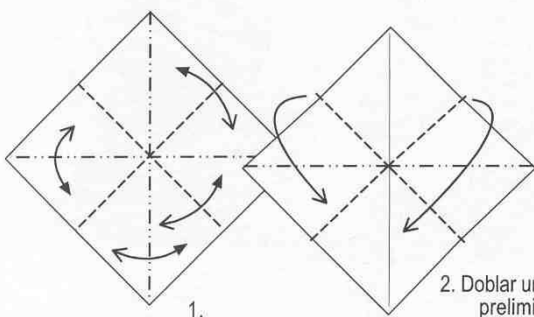
Comentarios: doblar en seco.

Level 2

Favorite paper: medium thickness, same color on both sides.

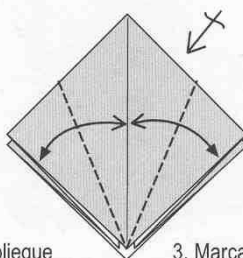
Recommended size: 20 cm.

Comments: dry-fold.

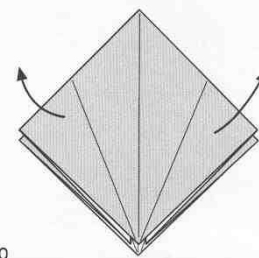


1.

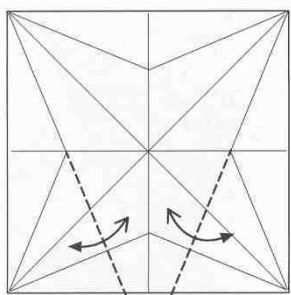
2. Doblar un pliegue preliminar.
Fold a preliminary fold.



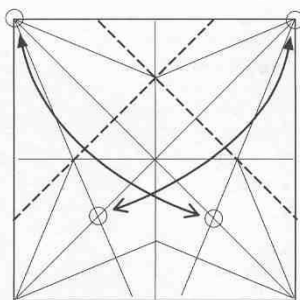
3. Marcar cuatro bisectrices.
Crease four angle bisectors.



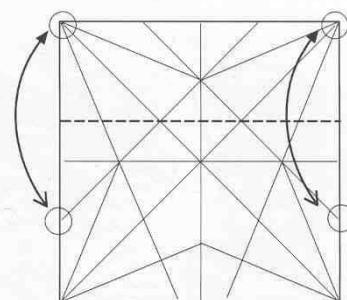
4. Desdoblar todo.
Unfold everything.



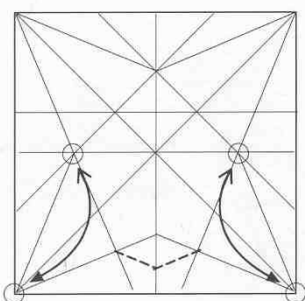
5. Prolongar estos dobleces hasta el borde.
Continue these folds to the edge.



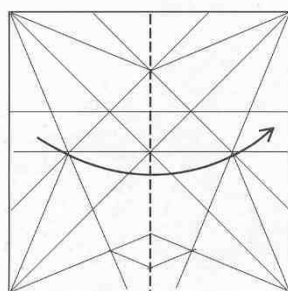
6. Marcar.
Crease.



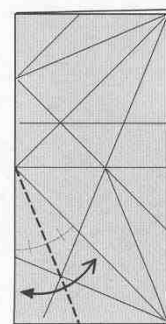
7. Marcar.
Crease.



8. Marcar sólo donde se indica.
Crease only where shown.

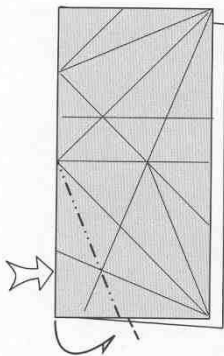


9. Doblar al medio.
Fold in half.

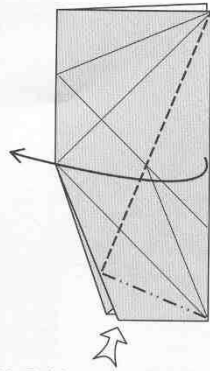


10. Marcar en las dos capas.
Crease both layers.

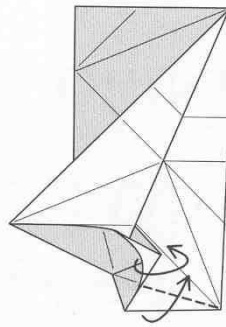




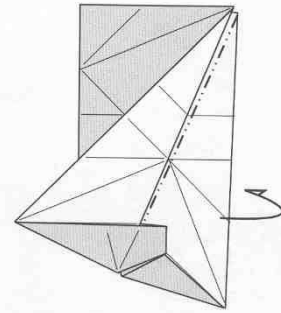
11. Revertir.
Reverse-fold.



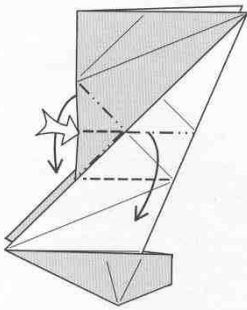
12. Doblar en valle aplastando una esquina. No aplanar totalmente aun.
Valley-fold while squashing a corner. Do not flatten yet.



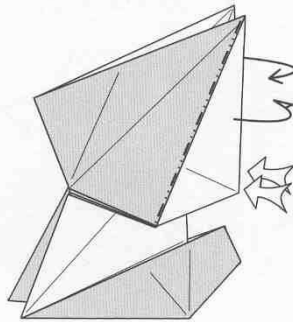
13. Envolver este acodo.
Wrap the gusset around.



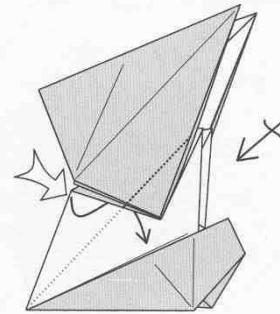
14. Doblar en monte.
Mountain-fold.



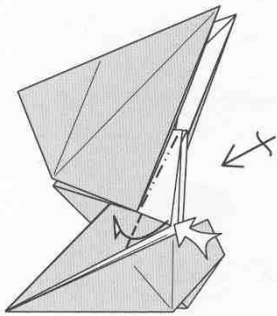
15. Hundir un borde mientras se escalona a los lados.
Push an edge in, while crimp-folding the sides.



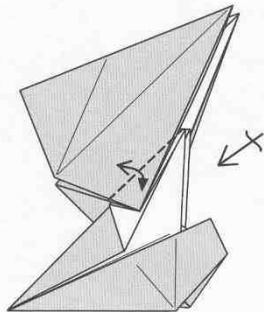
16. Revertir.
Reverse-fold.



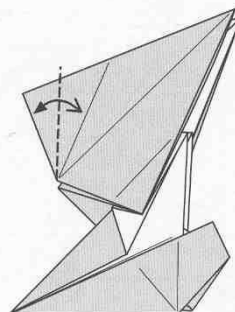
17. Revertir.
Reverse-fold.



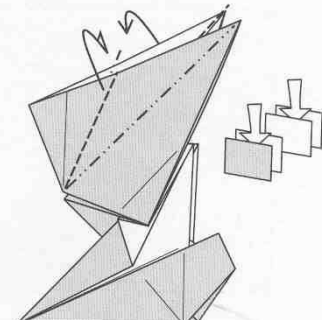
18. Revertir.
Reverse-fold.



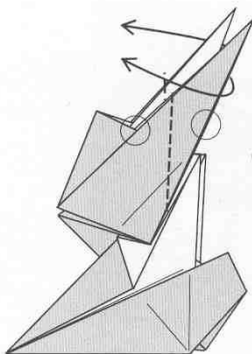
19. Marcar.
Crease.



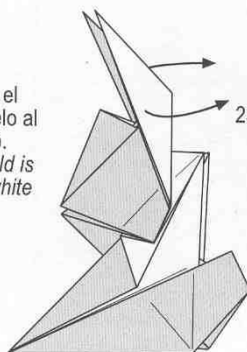
20. Marcar.
Crease.



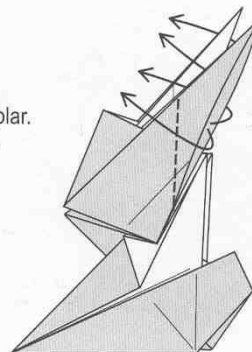
21. Hacer un doblez escalonado entre las capas.
Crimp-fold in between the layers.



22. Notar que el doblez es paralelo al borde blanco.
Note how the fold is parallel to the white edge.

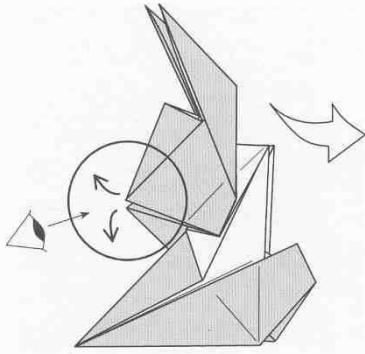


23. Desdoblar.
Unfold.

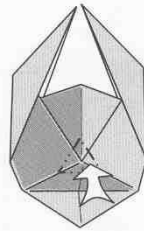


24. Revertir las orejas hacia afuera.
Outside reverse-fold the ears.

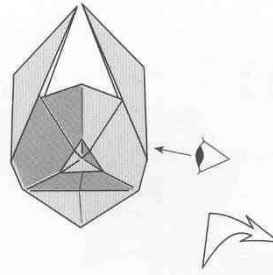




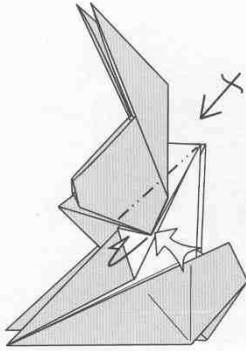
25. Separar las puntas para ver la nariz de frente.
Pull the points apart and look at the tip of the nose.



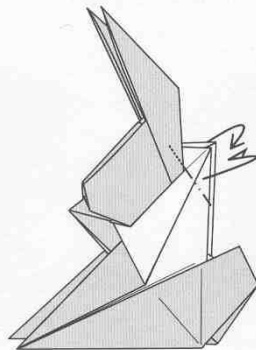
26. Hundir cerrado.
Closed-sink.



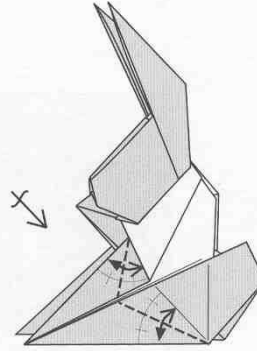
27. Introducir las dos capas en un bolsillo.
Tuck the two layers into a pocket.



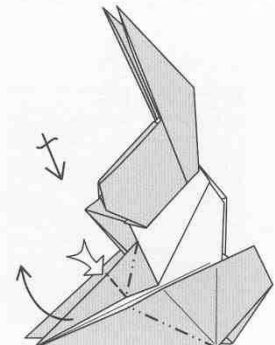
28. Revertir.
Reverse-fold.



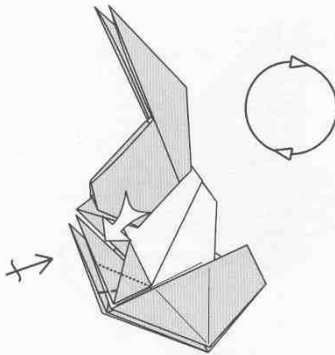
29. Doblar en monte.
Mountain-fold.



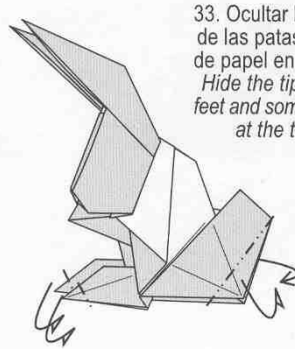
30. Marcar.
Crease.



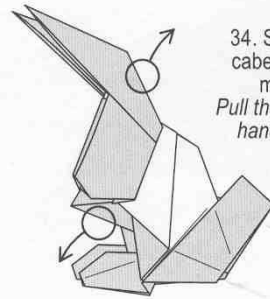
31. Doble oreja de conejo.
Double rabbit-ear.



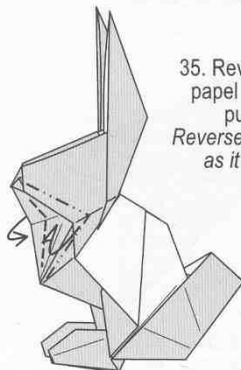
32. Aplastar asiméticamente.
Squash-fold asymmetrically.



33. Ocultar la punta de las patas y algo de papel en la cola.
Hide the tip of the feet and some paper at the tail.

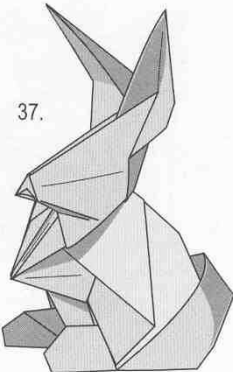
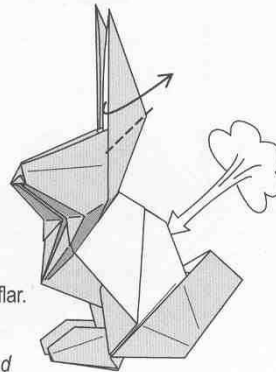


34. Separar la cabeza de las manos.
Pull the head and hands apart.



35. Revertir tanto papel como se pueda.
Reverse-fold as far as it will go.

36. Abrir las orejas e inflar. El lomo quedará totalmente abierto.
Position the ears and inflate. The back will remain completely open.



37.

